





WWW.FAMSRL.EU



FAM ITALY




**POWDER
SYSTEM**

CABINA ASPIRAZIONE POLVERI

Cabina destinata all'aspirazione ed abbattimento delle polveri prodotte dalle operazioni di carteggiatura (aspirazione verticale).

- Configurazione standard
- Struttura composta da pannelli in lamiera zincata pressopiegata
- Aspirazione tramite elettroventilatore antiscintilla
- Parete aspirante con doghe munita di cartucce in poliesteri antistatico posizionate posteriormente
- Cassetti di raccolta polveri
- Sistema pulizia filtri ad aria compressa con azionamento manuale
- Illuminazione tramite plafoniere IP66
- Quadro elettromeccanico IP55
- !Optional su richiesta!






POWDER SPRAY BOOTH

Booth intended for the suction and removal of powder produced by sanding operations (horizontal ventilation).

- Standard configuration
- Structure made of galvanized metal sheet
- Suction through a sparkproof electrical fan
- Slatted suction wall equipped with antistatic polyester cartridges placed at the back
- Dust collecting drawers
- Compressed air filter cleaning system with manual start up
- IP66 Light fixtures
- IP55 Electromechanical control
- !Options on request!



SCHEDA TECNICA DATASHEET

MODELLO Model	DIMENSIONI UTILI Useful dimensions (mm)	PORTATA D'ARIA Air flow (m3/h)	POTENZA MOTORE Motor power (kw)	ILLUMINAZIONE Lighting	QUANTITA' CARTUCCE Cartridges quantity
PWD 1123	1000x1000xh.2360	8.000	3	1 PUNTO LUCE 2TL 58W c.d 1x light fixture 2TL 58W each one	2
PWD 2123	2000x1000xh.2360	11.000	5,5	1 PUNTO LUCE 2TL 58W c.d 1x light fixture 2TL 58W each one	4
PWD 3123	3000x1000xh.2360	15.000	7,5	2 PUNTI LUCE 2TL 58W c.d 2 x light fixtures 2TL 58W each one	5
PWD 4123	4000x1000xh.2360	11.000+11.000	5,5+5,5	2 PUNTI LUCE 2TL 58W c.d 2 x light fixtures 2TL 58W each one	6
PWD 5123	5000x1000xh.2360	15.000+15.000	7,5+7,5	3 PUNTI LUCE 2TL 58W c.d 3 x light fixtures 2TL 58W each one	8